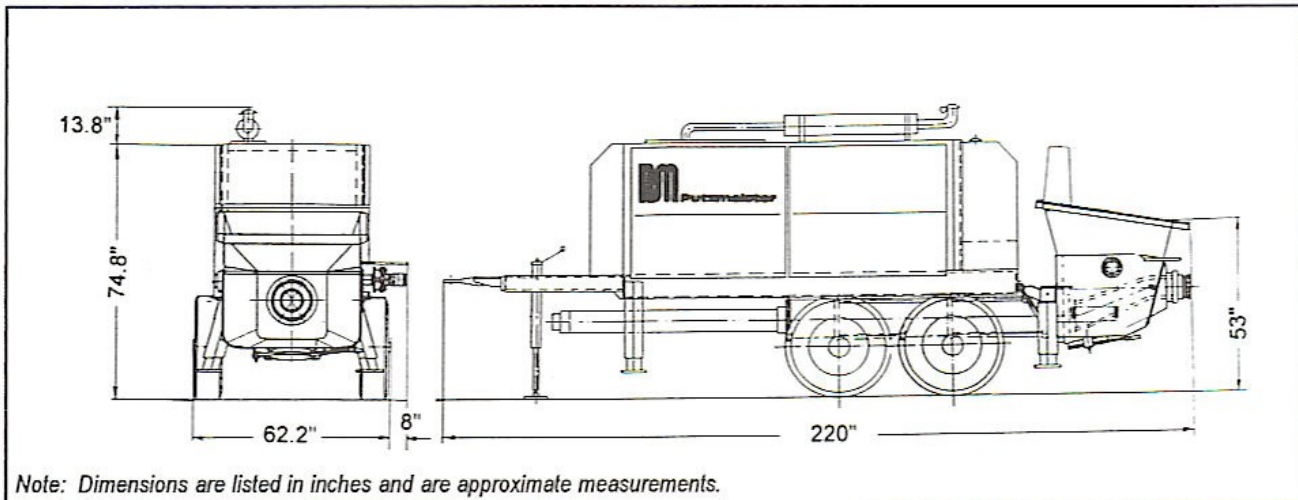


BSA 1408 Trailer-Mounted Concrete Pump — Diesel Version



- 111 yd³/h Concrete Output (rod side)
- 1030 psi Pressure (rod side)
- Proven Reliable S-Valve Design
- Versatile and Maneuverable Trailer-Mounted Version

Design Steel frame with four manually-operated outrigger legs. Tandem axle, highway-rated trailer featured with hydraulic surge brakes and leaf spring suspension.

Drive Diesel engine with directly driven hydraulic pumps. Large variable volume free flow hydraulic pump in the closed hydraulic circuit with patented control for less surge; infinitely variable volume control from 0 to maximum. Automatic stroke control correction of hydraulic cylinders and special low-friction piston rings. Ten-micron suction filter for maximum cleanliness.

Controls Only Putzmeister has the technology to offer both 111 yd³/h output and at the same time provide 1030 psi concrete pressure (on the rod side). With competitive designs, you have to decide if you want either high pressure or high volume. Key features include a free flow hydraulic system for smooth controllable pumping as well as hard chromed concrete cylinders and automatic lubrication of the concrete pistons for long service life. This pump has fully adjustable volume control which allows very slow pumping while retaining full concrete pressure.

Delivery Cylinders Long lasting hard-chromed delivery cylinders and heavy duty, robust solid-rubber pistons are also featured with standard central lubrication.

Concrete Pump S-Valve The concrete is sucked in directly from the hopper and pushed straight into the delivery line. Easily replaceable wear parts include an automatically self-adjusting wear ring. (Carbide wear parts are optional). Two single-action hydraulic cylinders for switching the S-Valve are mounted outside the concrete hopper.

Concrete Hopper with Agitator and Vibrator Standard hopper features a capacity of 14.1 cu ft. with a 53" hopper height. Hopper grate is supplied with 2.4" screen. Central grease lubrication is accomplished via a conveniently mounted grease gun. Optional hopper RS 900H is available with various S-Valves and outlet diameters.

Concrete Pumpable mixes of consistencies down to 1" slump with maximum 2.5" aggregate.

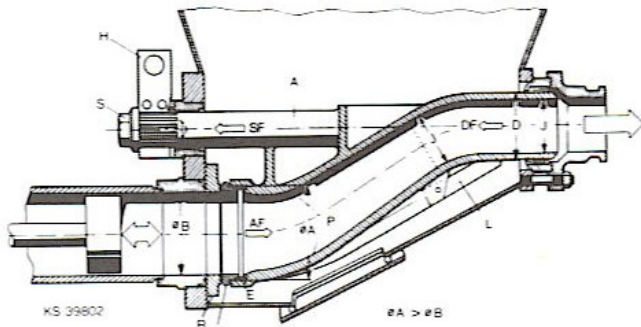
Standard Version Complete concrete pump with highway-rated trailer and four manual outriggers, diesel engine, oil tank, hopper splash guard, hopper agitator and vibrator, side doors, remote control (pump on/off; pump forward/reverse and stroke change) with 16 ft cable, control panel with assorted features, tool box with grease gun and assorted tools, cleaning connection, quick-action coupling and two sponge balls along with selected wear parts, operating manual and a spare parts list.

Specifications

BSA 1408 Trailer-Mounted Putzmeister Concrete Pumps

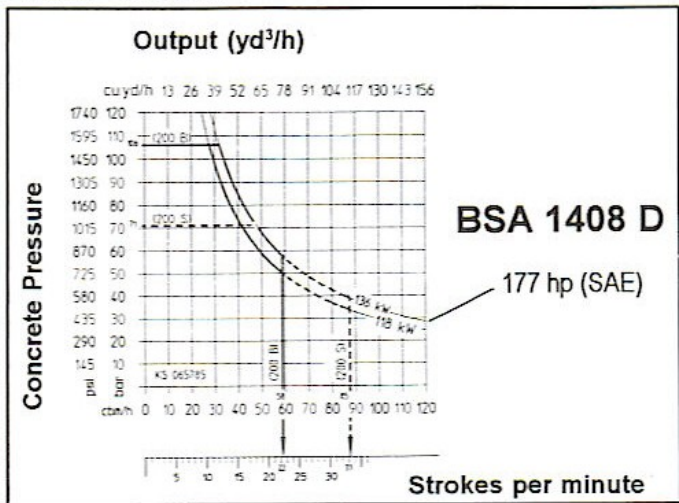
		BSA 1408 D
Output —	rod side	111 yd ³ /h (85m ³ /h)
	piston side	76 yd ³ /h (58m ³ /h)
Pressure—	rod side	1030 psi (71 bar)
	piston side	1537 psi (106 bar)
Concrete cylinder diameter		8" (200mm)
Stroke length		55" (1400mm)
Max strokes per minute —	rod side	32
	piston side	22
Volume control		0-full
Chromed concrete cylinders		Standard
Hydraulic system		Free Flow
Hydraulic system pressure		5075 psi (350 bar)
Hydraulic oil tank capacity		68.5 gallon (260L)
Differential cylinder diameter		4.3" (110mm)
Rod diameter		2.5" (63mm)
Outlet diameter		6.0" (150mm)
Maximum size aggregate		2.5" (63mm)
Diesel engine model		Deutz BF6L913
Engine horsepower (SAE)		177 hp
Diesel fuel tank capacity		35.5 gallon (135L)
Weight (approx)		8000 lbs (3625 kg)

Right to make technical amendments reserved. Maximum theoretical values listed above. Minimum slump and maximum aggregate size are dependent upon concrete mix design and pipeline diameter.



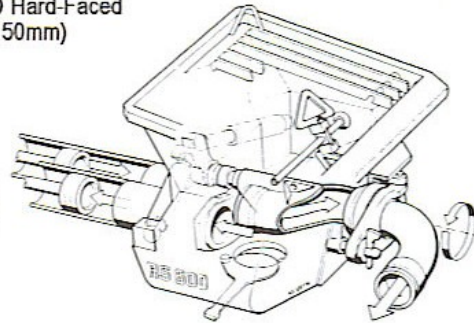
- | | |
|--------------------------|--------------------------------|
| A slewing shaft | AF suction opening force |
| B suction diameter | SF axial force |
| E flexible seal | S adjustment nut |
| R spectacle plate | J pressure connection diameter |
| H lever for S-Valve | P parabolic reduced diameter |
| N automatic ring | L scratch bar |
| DF pressure outlet force | |

Diesel Version



Rely on our S-Valve Hopper RS600 with Remixer

S-Valve S 2015D Hard-Faced
8" to 6" (200 to 150mm)



Hopper capacity
14.1 cu ft (400L)

Hopper height
53" (1350mm)

Standard Control Panel Features

- Hour meter
- Hydraulic oil temperature gauge
- Hydraulic oil pressure gauge
- Hydraulic oil temperature warning light
- Accumulator pressure gauge
- Engine oil level warning light
- Engine start/stop switch
- Engine speed +/-
- Pump on switch
- Reverse pumping switch
- Stroke change switch
- Vibrator on/off switch

Optional Extras

- RS 900H Hopper
- Optional Reducers
- Hydraulically-driven air compressor
- Hydraulically-driven high pressure water pump
- Spare parts kit in weatherproof aluminum case
- Electric motor version
- Hydraulic outriggers

Consult factory for other available options not listed above.

For more information, call your local dealer or Putzmeister America direct.



Putzmeister America
1733 90th Street
Sturtevant, WI 53177
USA

Telephone (414) 886-3200
Facsimile (414) 886-3212